
UNITED STATES
SECURITIES AND EXCHANGE COMMISSION
WASHINGTON, D.C. 20549

FORM 10-Q

QUARTERLY REPORT PURSUANT TO SECTION 13 OR 15(d) OF THE SECURITIES EXCHANGE ACT OF 1934

For the quarterly period ended **July 31, 2016**

OR

TRANSITION REPORT PURSUANT TO SECTION 13 OR 15(d) OF THE SECURITIES EXCHANGE ACT OF 1934

For the transition period from _____ to _____

Commission file number: 000-55107

Aspen Group, Inc.

(Exact name of registrant as specified in its charter)

Delaware

(State or other jurisdiction of incorporation or organization)

27-1933597

(I.R.S. Employer Identification No.)

1660 S Albion Street, Suite 525

Denver, CO

(Address of principal executive offices)

80222

(Zip Code)

Registrants telephone number: (303) 333-4224

Indicate by check mark whether the registrant (1) has filed all reports required to be filed by Section 13 or 15(d) of the Securities Exchange Act of 1934 during the preceding 12 months (or for such shorter period that the registrant was required to file such reports), and (2) has been subject to such filing requirements for the past 90 days Yes No

Indicate by check mark whether the registrant has submitted electronically and posted on its corporate Web site, if any, every Interactive Data File required to be submitted and posted pursuant to Rule 405 of Regulation S-T during the preceding 12 months (or for such shorter period that the registrant was required to submit and post such files). Yes No

ASPEN GROUP, INC. AND SUBSIDIARIES
CONSOLIDATED STATEMENTS OF OPERATIONS
(Unaudited)

	For the Three Months Ended July 31,	
	2016	2015
Revenues	\$ 2,756,815	\$ 1,705,861
Operating expenses		
Cost of revenues (exclusive of depreciation and amortization shown separately below)	896,059	774,109
General and administrative	2,182,078	1,477,617
Depreciation and amortization	151,049	143,459
Total operating expenses	3,229,186	2,395,185
Operating loss	(472,371)	(689,324)
Other income (expense):		
Other income	57	3,733
Interest expense	(33,133)	(33,115)
Total other expense, net	(33,076)	(29,382)
Loss before income taxes	(505,447)	(718,706)
Income tax expense (benefit)	—	—
Net loss	\$ (505,447)	\$ (718,706)
Net loss per share allocable to common stockholders - basic and diluted	\$ (0.01)	\$ (0.01)
W		



ASPEN GROUP, INC. AND SUBSIDIARIES
CONDENSED NOTES TO CONSOLIDATED FINANCIAL STATEMENTS
July 31, 2016
(Unaudited)

Fair Value Measurements

Fair value is the exchange price that would be received for an asset or paid to transfer a liability (an exit price) in the principal or most advantageous market for the asset or liability in an orderly transaction between market participants. The Company classifies assets and liabilities recorded at fair value under the fair value hierarchy based upon the observability of inputs used in valuation techniques. Observable inputs (highest level) reflect market data obtained from independent sources, while unobservable inputs (lowest level) reflect internally developed market assumptions. The fair value measurements are classified under the following hierarchy:

- Level 1—Observable inputs that reflect quoted market prices (unadjusted) for identical assets and liabilities in active markets;
- Level 2—Observable inputs, other than quoted market prices, that are either directly or indirectly observable in the marketplace for identical or similar assets and liabilities, quoted prices in markets that are not active, or other inputs that are observable or can be corroborated by observable market data for substantially the full term of the assets and liabilities; and
- Level 3—Unobservable inputs that are supported by little or no market activity that are significant to the fair value of assets or liabilities.

The estimated fair value of certain financial instruments, including cash and cash equivalents, accounts receivable, accounts payable and accrued expenses are carried at historical cost basis, which approximates their fair values because of the short-term nature of these instruments.

Refunds Due Students

The Company receives Title IV funds from the Department of Education to cover tuition and living expenses. After deducting tuition and fees, the Company sends checks for the remaining balances to the students.

Revenue Recognition and Deferred Revenue

Revenues consist primarily of tuition and fees derived from courses taught by the Company online as well as from related educational resources that the Company provides to its students, such as access to our online materials and learning management system. Tuition revenue is recognized pro-rata over the applicable period of instruction. The Company allows a student to make three monthly tuition payments during each class. The Company maintains an institutional tuition refund policy, which provides for all or a portion of tuition to be refunded if a student withdraws during stated refund periods. Certain states in which students reside impose separate, mandatory refund policies, which override the Company's policy to the extent in conflict. If a student withdraws at a time when a portion or none of the tuition is refundable, then in accordance with its revenue recognition policy, the Company recognizes as revenue the tuition that was not refunded. Since the Company recognizes revenue pro-rata over the term of the course and because, under its institutional refund policy, the amount subject to refund is never greater than the amount of the revenue that has been deferred, under the Company's accounting policies revenue is not recognized with respect to amounts that could potentially be refunded. The Company's educational programs have starting and ending dates that differ from its fiscal quarters. Therefore, at the end of each fiscal quarter, a portion of revenue from these programs is not yet earned and is therefore deferred. The Company also charges students annual fees for library, technology and other services, which are recognized over the related service period. Deferred revenue represents the amount of tuition, fees, and other student payments received in excess of the portion recognized as revenue and it is included in current liabilities in the accompanying consolidated balance sheets. Other revenues may be recognized as sales occur or services are performed.

ASPEN GROUP, INC. AND SUBSIDIARIES
CONDENSED NOTES TO CONSOLIDATED FINANCIAL STATEMENTS
July 31, 2016
(Unaudited)

Depreciation and Amortization expense for all Property and Equipment as well as the portion for just software is presented below for three months ended July 31, 2016 and 2015:

	For the Three Months Ended July 31,	
	2016	2015
Depreciation and Amortization Expense	135,147	124,770
Software Amortization Expense	124,180	113,832

The following is a schedule of estimated future amortization expense of software at July 31, 2016:

Year Ending April 30,	
2017	\$ 296,166
2018	291,477
2019	208,304
2020	138,462
2021	70,178
Total	\$ 1,004,587

Note 5. Courseware



ASPEN GROUP, INC. AND SUBSIDIARIES
CONDENSED NOTES TO CONSOLIDATED FINANCIAL STATEMENTS
July 31, 2016
(Unaudited)

Note 6. Loan Payable Officer – Related Party

On June 28, 2013, the Company received \$1,000,000 as a loan from the Company's Chief Executive Officer. This loan was for a term of 6 months with an annual interest rate of 10%, payable monthly. Through various note extensions, the debt was extended to May 5, 2018. There was no accounting effect for these extensions.

Note 7. Convertible Notes, Convertible Notes – Related Party

On February 29, 2012, a loan payable of \$50,000 was converted into a two-year convertible promissory note, bearing interest of 0.19% per annum. Beginning March 31, 2012, the note was convertible into common shares of the Company at the rate of \$1.00 per share. The Company evaluated the convertible note and determined that, for the embedded conversion option, there was no beneficial conversion value to record as the conversion price is considered to be the fair market value of the common shares on the note issue date. This loan (now a convertible promissory note) was originally due in February 2014. The amount due under this note has been reserved for payment upon the note being tendered to the Company by the note holder.

On March 13, 2012, the Company's CEO loaned the Company \$300,000 and received a convertible promissory note due March 31, 2013, bearing interest at 0.19% per annum. The note is convertible into common shares of the Company at the rate of \$1.00 per share upon five days written notice to the Company. The Company evaluated the convertible note and determined that, for the embedded conversion option, there was no beneficial conversion value to record as the conversion price is considered to be the fair market value of the common shares on the note issue date. Through various note extensions, the debt was extended to May 5, 2018. There was no accounting effect for these modifications. On April 22, 2016, the CEO converted the loan and accrued interest into common stock. The loan was converted at \$0.19 per share and the Company issued 1,591,053 shares of common stock. The note modification was treated as a debt extinguishment under ASC 470-50. There was no gain or loss on this debt extinguishment. The Company evaluated the convertible notes and determined that, for the embedded conversion option there was no beneficial conversion value to record as the conversion price exceeded the fair market value of the common shares on the note issue dates.

On August 14, 2012, the Company's CEO loaned the Company \$300,000 and received a convertible promissory note, payable on demand, bearing interest at 5% per annum. The note is convertible into shares of common stock of the Company at a rate of \$0.35 per share (based on proceeds received on September 28, 2012 under a private placement at \$0.35 per unit). The Company evaluated the convertible notes and determined that, for the embedded conversion option, there was no beneficial conversion value to record as the conversion price is considered to be the fair market value of the shares of common stock on the note issue date. Through various note extensions, the debt was extended to May 5, 2018. There was no accounting effect for these modifications.



ASPEN GROUP, INC. AND SUBSIDIARIES
CONDENSED NOTES TO CONSOLIDATED FINANCIAL STATEMENTS
July 31, 2016
(Unaudited)

Return of Title IV Funds

An institution participating in Title IV Programs must correctly calculate the amount of unearned Title IV Program funds that have been disbursed to students who withdraw from their educational programs before completion and must return those unearned funds in a timely manner, no later than 45 days of the date the school determines that the student has withdrawn. Under Department regulations, failure to make timely returns of Title IV Program funds for 5% or more of students sampled on the institution's annual compliance audit in either of its two most recently completed fiscal years can result in the institution having to post a letter of credit in an amount equal to 25% of its required Title IV returns during its most recently completed fiscal year. If unearned funds are not properly calculated and returned in a timely manner, an institution is also subject to monetary liabilities or an action to impose a fine or to limit, suspend or terminate its participation in Title IV Programs.



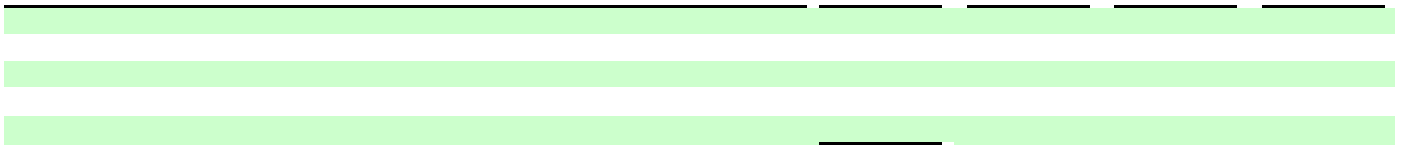
ASPEN GROUP, INC. AND SUBSIDIARIES
CONDENSED NOTES TO CONSOLIDATED FINANCIAL STATEMENTS
July 31, 2016
(Unaudited)

On June 24, 2016, the Company issued 2,500,000 shares and a cash payment of \$400,000 to a warrant holder in exchange for 13,451,613 warrants as discussed above.

Stock Incentive Plan and Stock Option Grants to Employees and Directors

Immediately following the closing of the Reverse Merger, on March 13, 2012, the Company adopted the 2012 Equity Incentive Plan (the "Plan") that provides for the grant of 9,300,000 shares, 14,300,000 effective July 2014, 16,300,000 effective September 2014, 20,300,000 effective November 2015 and 25,300,000 effective June 2016, in the form of incentive stock options, non-qualified stock options, restricted shares, stock appreciation rights and restricted stock units to employees, consultants, officers and directors. As of July 31, 2016, there were 2,878,898 shares remaining under the Plan for future issuance. The Company estimates the fair value of share-based compensation utilizing the Black-Scholes option pricing model, which is dependent upon several variables such as the expected option term, expected volatility of the Company's stock price over the expected term, expected risk-free interest rate over the expected option term, expected dividend yield rate over the expected option term, and an estimate of expected forfeiture rates. The Company believes this valuation methodology is appropriate for estimating the fair value of stock options granted to employees and directors which are subject to ASC Topic 718 requirements. These amounts are estimates and thus may not be reflective of actual future results, nor amounts ultimately realized by participants of these grants. The Company recognizes compensation on a straight-line basis over the requisite service period for each award. The following table summarizes the assumptions the Company utilized to record compensation expense for stock options granted to employees during the three months ended July 31, 2016 and 2015.

	July 31,	
	2016	2015
Expected life (years)	4 - 6.5	4.0
Expected volatility	40.0% - 43.0%	43.3%
Weighted-average volatility	40.0%	43.3%
Risk-free interest rate	0.38%	

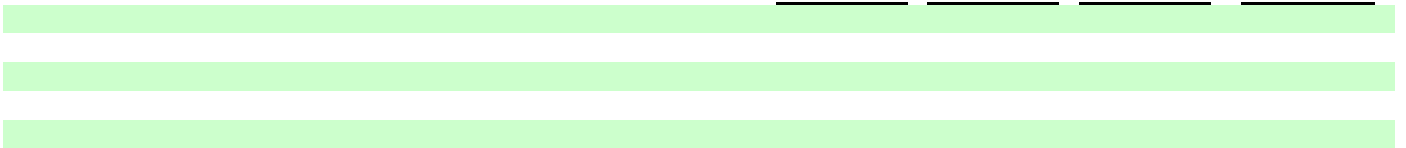
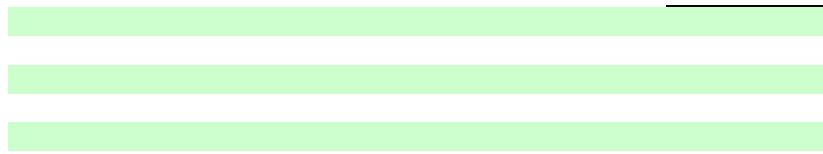


-

ASPEN GROUP, INC. AND SUBSIDIARIES
CONDENSED NOTES TO CONSOLIDATED FINANCIAL STATEMENTS
July 31, 2016
(Unaudited)

Note 11. Subsequent Events

On August 31, 2016, the Company announced that it recently closed on a \$3 million credit line with its largest shareholder. The credit line, whose terms include a 12% per annum interest rate on drawn funds and a 2% per annum interest rate on undrawn funds, will extend through August 2019. The Company initially drew do





Aspen is projecting to average a Marketing Efficiency Ratio of 9.2x, in other words a 9.2x return on our marketing investment. Third-party companies in the higher education industry that manage the Enrollment and Marketing functions on behalf of Universities (also referred to as Managed Services companies) reportedly average 3-4x return on their marketing investments, meaning that Aspen's business model is currently performing at more than double the efficiency level of that sector.

Results of Operations

For the Quarter Ended July 31, 2016 Compared with the Quarter Ended July 31, 2015

Revenue

“2 ifoibthe 2015t 015 f) 335

Revenue from operations for the quarter ended July 31, 2016 (“2016 Quarter”) increased to \$2,756,815 from \$1,705,861 for the quarter ended July 31, 2015 (“2015 Quarter”), an increase of \$1,050,954 or 62%.

New class starts begun in the 2016 quarter rose to 3,335 from 2,072 for the 2015 quarter, an increase of 61%. The average tuition price of the new class starts rose to \$805 for the 2016 quarter from \$774 pø\$805 for ty31, 2015 (“2 increase o



-

-

PART II. OTHER INFORMATION

ITEM 1. LEGAL PROCEEDINGS

From time to time, we may be involved in litigation relating to claims arising out of our operations in the normal course of business. Theto



SIGNATURES

Pursuant to the requirements of the Securities Exchange Act of 1934, the registrant has duly caused this report to be signed on its behalf by the undersigned hereunto duly authorized.

Aspen Group, Inc.

September 14, 2016

By: /s/ Michael Mathews
Michael Mathews
Chief Executive Officer
(Principal Executive Officer)

September 14, 2016

By: /s/ Janet Gill
Janet Gill
Chief Financial Officer
(Principal Financial Officer)

EXHIBIT INDEX

Exhibit #	Exhibit Description	Incorporated by Reference			Filed or Furnished Herewith
		Form	Date	Number	
3.1	Certificate of Amendment to Certificate of Incorporation, as amended	S-1	10/18/14	3.1	
3.2	Bylaws	8-K	3/19/12	2.7	
3.3	Amendment No. 1 to Bylaws	8-K	3/12/14	3.1	
10.1	2012 Equity Incentive Plan, as amended	10-K	7/27/16	10.5	
31.1	Certification of Principal Executive Officer (302)				Filed
31.2	Certification of Principal Financial Officer (302)				Filed
32.1	Certification of Principal Executive and Principal Financial Officer (906)				Furnished**
101.INS	XBRL Instance Document				Filed
101.SCH	XBRL Taxonomy Extension Schema Document				Filed
101.CAL	XBRL Taxonomy Extension Calculation Linkbase Document				Filed

**

CERTIFICATION OF PRINCIPAL FINANCIAL OFFICER

I, Janet Gill, certify that:

1. I have reviewed this quarterly report on Form 10-Q of Aspen Group, Inc.;
 2. Based on my knowledge, this report does not contain any untrue statement of a material fact or omit to state a material fact necessary to make the statements made, in light of the circumstances under which such statements were made, not misleading with respect to the period covered by this report;
 3. Based on my knowledge, the financial statements, and other financial information included in this report, fairly present in all material respects the financial condition, results of operations and cash flows of the registrant as of, and for, the periods presented in this report;
 4. The registrant's other certifying officer(s) and I
 - a)
 - b)
 - c)
 - d)
 5.
 - a)
 - b)
-

**CERTIFICATION PURSUANT TO 18 U.S.C. SECTION 1350,
AS ADOPTED PURSUANT TO SECTION 906 OF THE SARBANES-OXLEY ACT OF 2002**

In connection with the quarterly report of Aspen Group, Inc. (the "Company") on Form 10-Q for the quarter ended July 31, 2016, as filed with the Securities and Exchange Commission on the date hereof, I, Michael Mat *ø* i e

1.

2.

1.

2.
